

## Looking at IBM SpectrumAI with NVIDIA DGX performance

---

### Abstract

This document covers the results of AI and throughput testing of IBM Spectrum Scale with next gen NVMe Arrays.

---

Recently IBM® participated in the development of a reference architecture with NVIDIA.® As part of the program, we benchmarked a number of the common AI workloads as well as the performance of the converged solution, IBM SpectrumAI with NVIDIA DGX. The scalable infrastructure solution integrates the NVIDIA DGX-1™ server with IBM Spectrum Scale™ which powers the IBM Elastic Storage Server (ESS) and the upcoming NVMe all-flash array in 2019. This benchmark tested the IBM Spectrum Scale NVMe all-flash appliance storage linear performance while scaling from one to nine DGX-1 servers with both synthetic workloads and TensorFlow models using ImageNet data.


### Benchmark Tests

We tested deep learning (DL) model training performance as well as DL model inference performance and the incremental and total throughput capabilities when scaling up from one DGX-1 server to a full DGX POD with IBM Spectrum Scale NVMe all-flash. We ran performance evaluations with synthetic throughput test applications such as IOR and fio and then with the DL framework TensorFlow using several models such as ResNet-50, ResNet-152, Inception-v3, AlexNet, and other networks. In all tests used the ImageNet Large Scale Visual Recognition Challenge 2012 (ILSVRC2012) dataset. The benchmark we ran utilizes the NVIDIA GPU Cloud (NGC) containers. Each AI container has the NVIDIA GPU Cloud Software Stack, a pre-integrated set of GPU-accelerated software. The stack includes the chosen application or framework, NVIDIA CUDA Toolkit, NVIDIA DL libraries, and a Linux OS – all tested and tuned to work together immediately with no additional setup.

For IT professionals tasked with supporting their growing data science teams, providing sufficient performance for model training is critical. Although there are several groups attempting to codify scalable ML/DL testing suites, such as ML Perf, there isn't a benchmark suite that has found common acceptance to demonstrate the limits of storage for AI. SpecSFS benchmarks are not a direct comparison to AI workloads run today but can provide some indication of the top-end performance of maximized storage configurations. Comparisons are difficult because the lack relative comparison information such as price/performance or performance per rack unit. However, IBM Spectrum Scale has been used in the majority of SpecSFS benchmarks by IBM, our partners, and start-ups who want to showcase the highest performing, lowest latency shared file systems.

AI data needs are different. It is generally accepted that the majority of data flow for storage during the model training phase is random read as the model loads across multiple GPUs. However, there are other patterns that are emerging in IBM research and with our clients in production. Depending upon the data structures, metadata performance for traversing directories of small files can be critical. In another example, such as our client's genomics research, the AI training is actually in two phases. The first phase uses AI to develop a preliminary model, then writes out large data files to train a complementary model that uses the data classification of the first model to improve the model accuracy.

What is most important is the configuration built for training be performant end-to-end to feed the GPU accelerated servers. IBM tested both sequential and random read data throughput as part of our testing using FIO for both sequential and random reads.



## What's the IBM SpectrumAI with NVIDIA DGX solution?

### Converged solution under test

IBM testing was on a fully populated IBM SpectrumAI with NVIDIA DGX converged solution. We had 9 NVIDIA DGX-1 servers connected by Mellanox EDR Infiniband to three IBM next generation NVMe arrays running IBM Spectrum Scale. Each DGX-1 server includes eight NVIDIA Tesla™ V100 Tensor Core GPUs. For more information on the configuration, see [IBM SpectrumAI with NVIDIA DGX Reference Architecture](#).

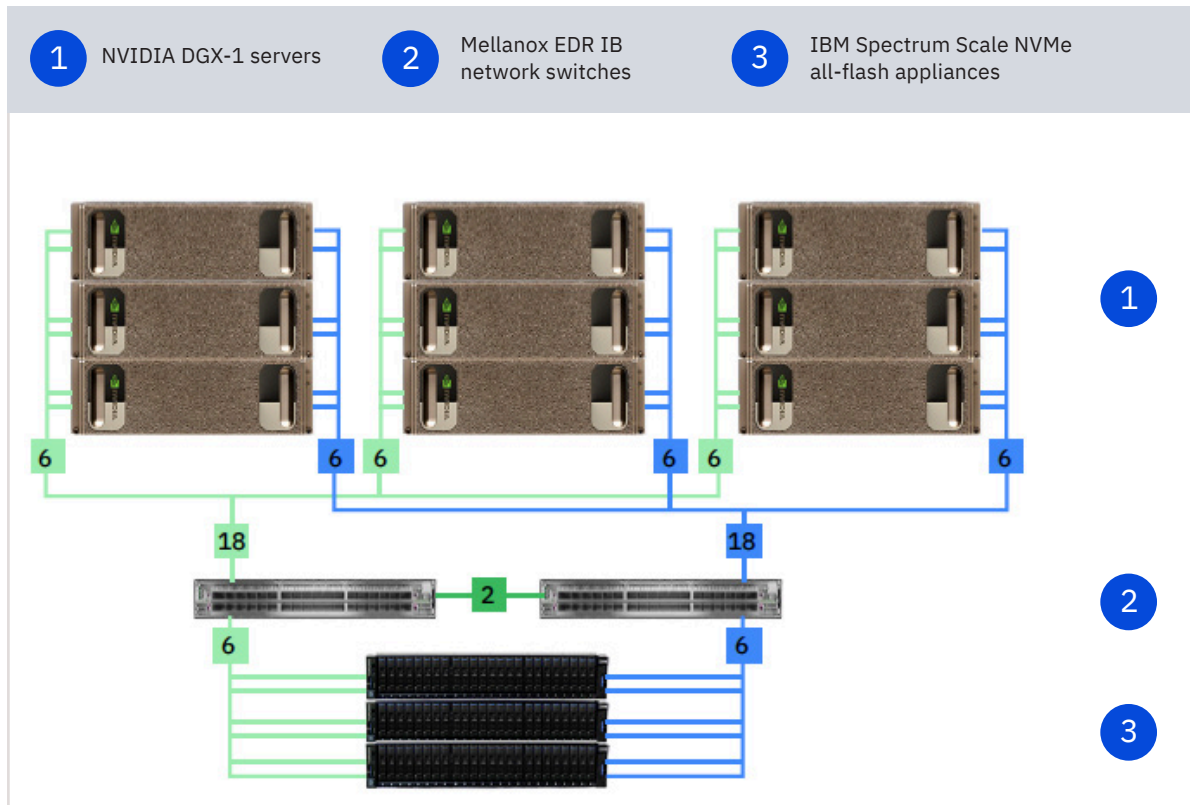


Figure 1: IBM SpectrumAI with NVIDIA in a 9 DGX-1 Server + 3 Spectrum Scale NVMe all-flash appliance configuration

### IBM Spectrum Scale NVMe all-flash appliance deployment close up

In this cutting-edge test environment, we used IBM Spectrum Scale version 5. IBM Spectrum Scale RAID was installed on the NVMe all-flash array with the Linux OS. The IBM Spectrum Scale RAID software is generally available as part of the IBM Spectrum Scale software stack for IBM Elastic Storage Server (ESS) deployments. As configured, each IBM Spectrum Scale NVMe all-flash provided a pair of fully redundant Network Shared Disks (NSD) servers within the IBM Spectrum Scale cluster over the EDR IB network.

## Storage and network performance results

We ran a series of tests designed to measure the total system throughput for one to nine DGX-1 servers with one to three IBM Spectrum Scale NVMe all-flash arrays for synthetic data and for ImageNet data for DL image training and for DL image inference. To qualify the storage performance characteristics, we tested random IO versus sequential IO access patterns. And we measured the performance impact of using IBM Spectrum Scale filesystem versus ramdisk on a single NVIDIA DGX-1 server.

### System throughput results

We tested the total maximum read throughput while increasing the number of fio threads across 9 DGX-1 servers. **Figure 2** shows the NVMe performance scaled linearly from around 40 GB/s read performance for one IBM NVMe all-flash 2 rack unit array to around 120 GB/s with three NVMe all-flash arrays. In this configuration, the IBM Spectrum Scale solution delivers 4.5x more data throughput for a rack of DGX-1 systems than comparable systems. The IBM NVMe all-flash solution demonstrated the ability to keep all DGX-1 server GPUs saturated for the DL benchmark tests.

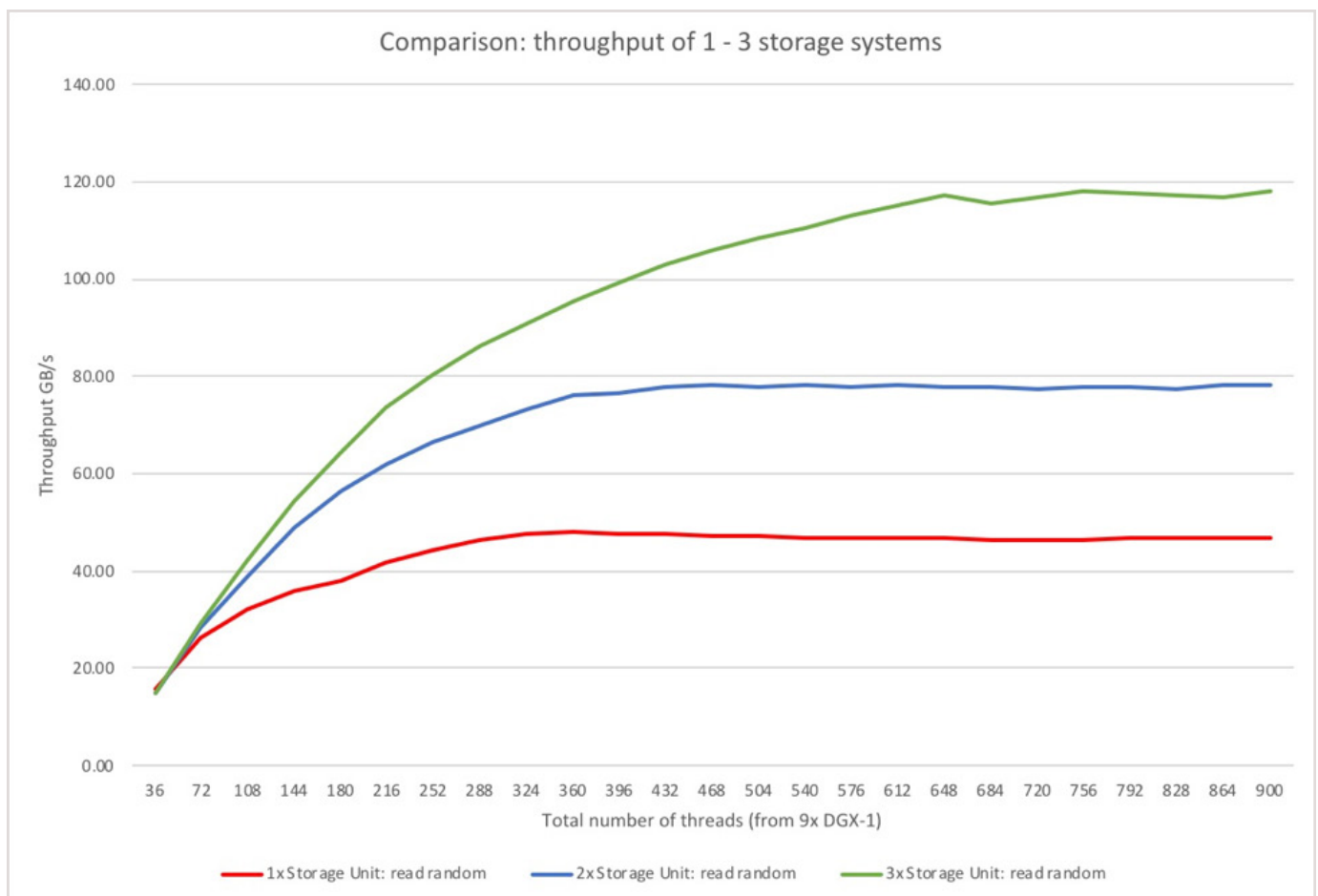


Figure 2: System scalable throughput using fio benchmark

We also ran IO pattern throughput tests to demonstrate the flexibility of the NVMe all-flash storage solution. Sequential read performance versus random read performance showed some prefetch advantage which faded as the number of job threads increased. The NVMe all-flash solution showed robust throughput capabilities regardless of the IO type.



Figure 3: DGX-1 Server GPU utilization versus IO Bandwidth

**Figure 3** shows near 100% GPU average utilization measured for the DL workloads compared to the overall bandwidth demands for a single DGX-1. A single server with 8 GPUs does not tax IBM Spectrum Scale on NVMe during the benchmark.

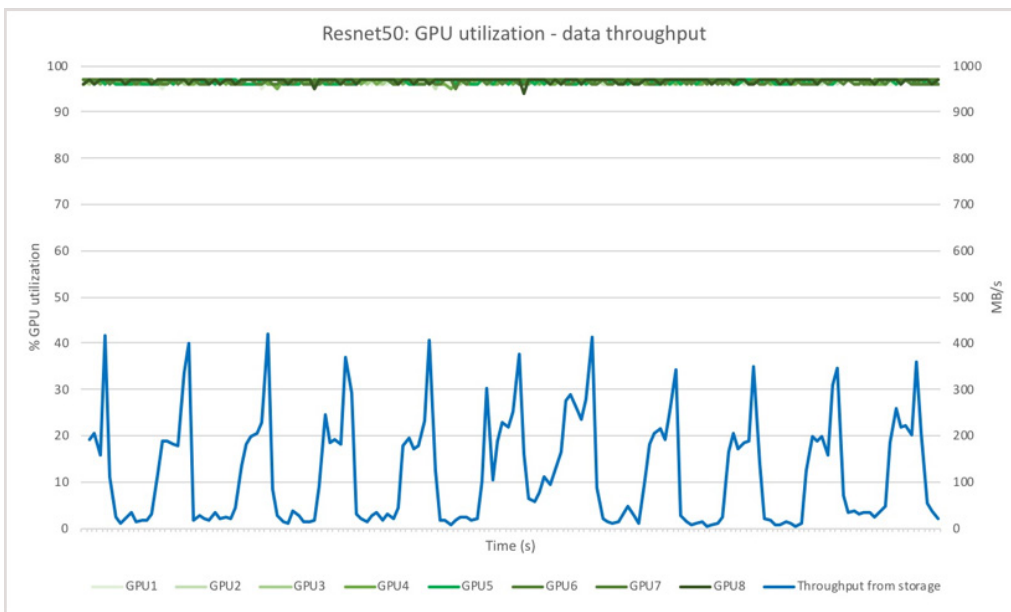


Figure 4: Sequential vs Random Read throughput with fio benchmark

**ImageNet training results for a single DGX-1 server**

We tested the images per second training throughput with different models using different numbers of GPUs on a single NVIDIA DGX-1 server with IBM Spectrum Scale and then with local ramdisk only. IBM Spectrum Scale filesystem performed near the theoretical best with minimal to negligible difference compared to local ramdisk.

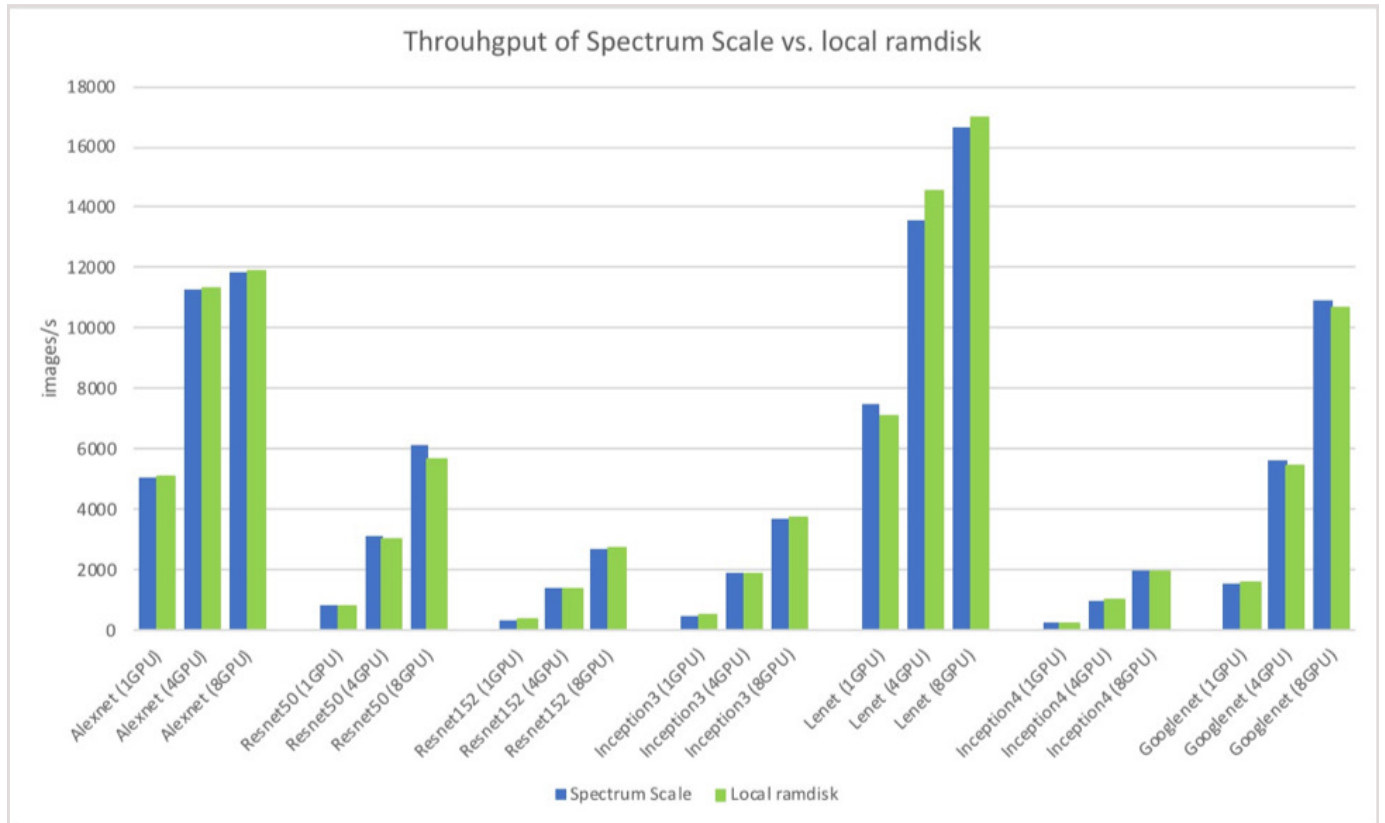


Figure 5: Single DGX-1 Server model to GPU performance and Spectrum Scale filesystem vs. ramdisk performance

Some models scaled up with linearity as the number of GPUs increased while others presented a consistent non-linear scale up whether using the IBM Spectrum Scale on NVMe storage or local ramdisk. This indicates the scalability is not storage IO constrained whether local or shared storage, but rather a pattern of the DL model scalability within the compute infrastructure itself.

**ImageNet Training Results for Multiple NVIDIA DGX-1 Servers**

For multiple NVIDIA DGX-1 servers IBM Spectrum Scale NVMe all-flash demonstrated linear scale up to full saturation of all DGX-1 server GPUs simultaneously running from one to nine DGX-1 servers for a total of 72 GPUs using IBM Spectrum Scale.

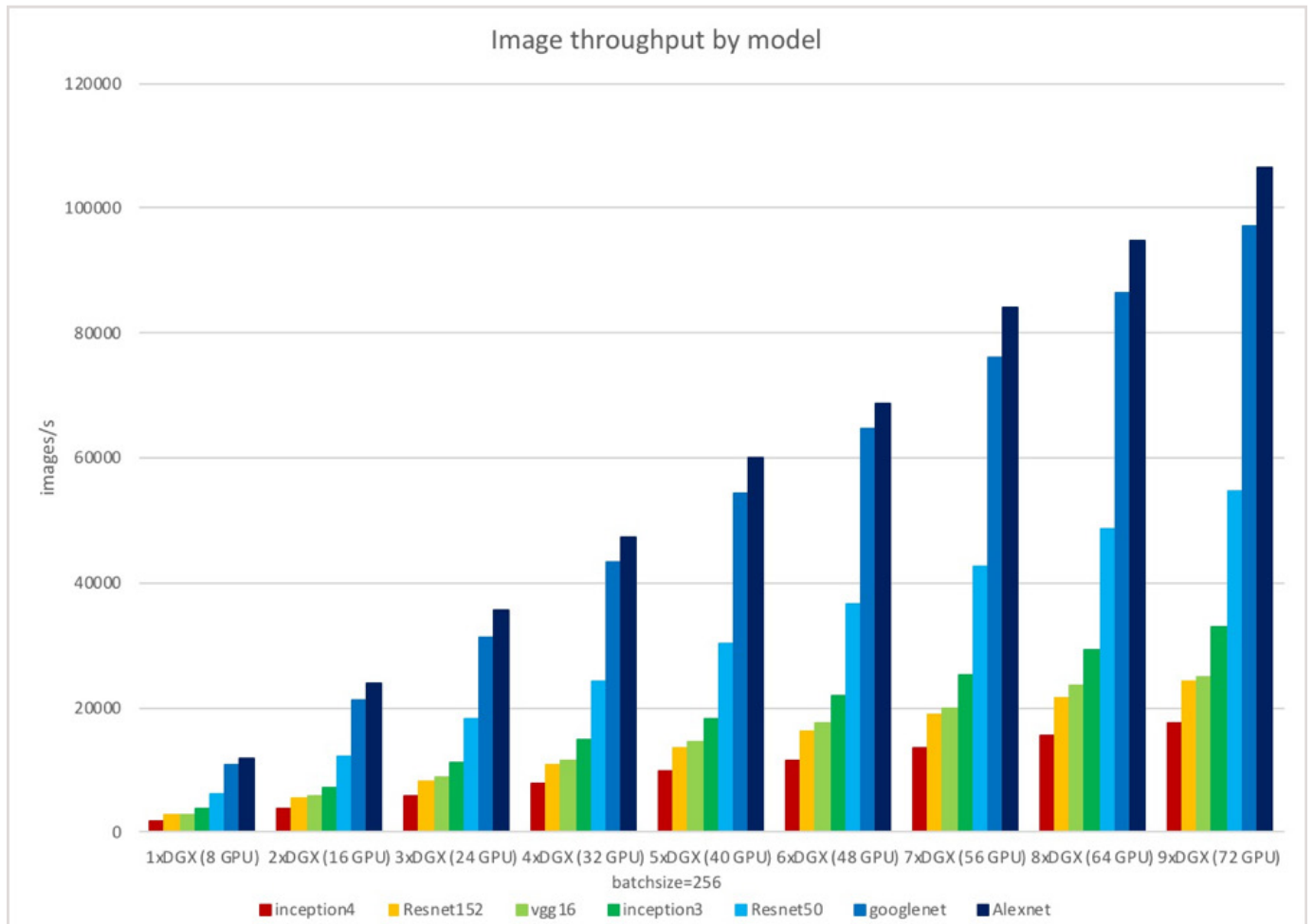


Figure 6 : Multiple DGX-1 Server training rates with TensorFlow models

### ImageNet Inference Results for Multiple DGX-1 Servers

Due to benchmark time constraints, we tested the following DGX-1 server number of GPUs and model combinations as shown. Once again IBM Spectrum Scale on NVMe architecture demonstrated linear scale up to full saturation of all the DGX-1 server GPUs simultaneously running up to a total of 72 GPUs.

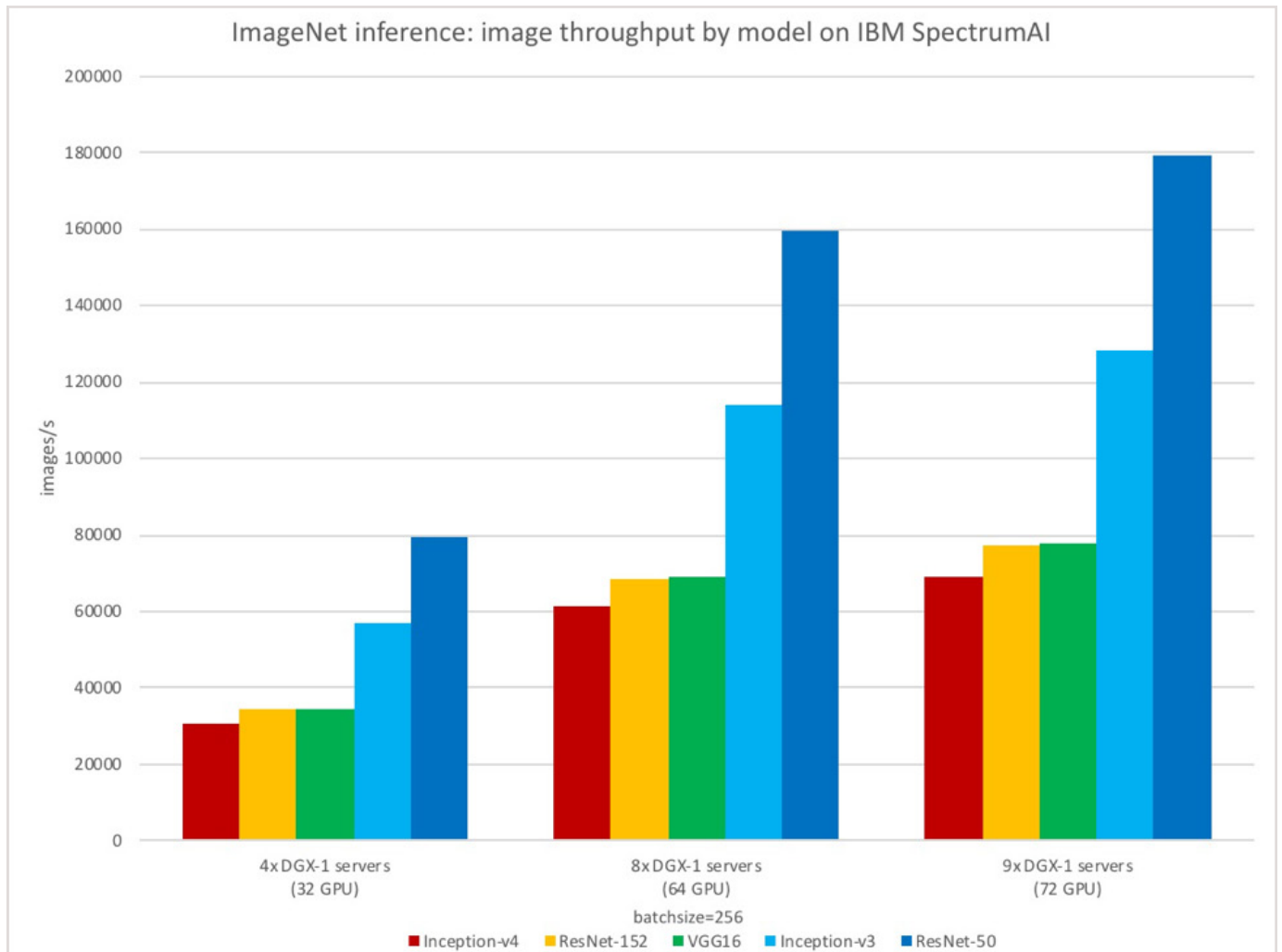


Figure 6: Multiple DGX-1 Server inference rates with TensorFlow models

As tested, inference image processing rates are between 1.5x to almost 4x the training rates of the corresponding TensorFlow models. This demonstrates that a DGX-1 server with IBM Spectrum Scale on NVMe solution provides data scientists the ability to run in mixed training and inference mode on a single DGX-1 server as needed, dedicating one or two GPUs to inference and the remaining GPUs in the DGX-1 server to training jobs.

## Conclusion

IBM storage offers best-in-class performance for AI solutions. There are multiple options for shared file storage in the Elastic Storage Server (ESS) line and the next generation NVMe platform with excellent performance for AI workloads. IBM Spectrum Scale software and solutions can deliver scalable storage throughput as needed for future data growth or compute needs. With performance to spare, IBM SpectrumAI with NVIDIA DGX is ready to support the NVIDIA ecosystem and the AI data pipeline that drives development productivity.

The IBM Spectrum Scale NVMe all-flash architecture over a Mellanox EDR InfiniBand fabric is the choice in providing leading-edge DL workload training and inference results while servicing high performance parallel processing at high bandwidth and low latency on any GPU accelerated systems. The testing of NVIDIA DGX-1 servers with various AI training and inference models showed full utilization of GPUs.

## Additional resources

For more information about IBM Storage for AI and IBM SpectrumAI with NVIDIA DGX, please visit:  
[www.ibm.com/it-infrastructure/storage/ai-infrastructure](http://www.ibm.com/it-infrastructure/storage/ai-infrastructure)

For more information about other IBM Systems solutions for AI, including IBM Storage, IBM AC922, IBM PowerAI Enterprise, and IBM Spectrum Computing, please visit:

- [IBM AI Infrastructure Solutions](#)
- [IBM Systems AI Infrastructure Reference Architecture](#)
- [IBM Spectrum Computing for AI](#)



© Copyright IBM Corporation 2018  
IBM Systems  
3039 Cornwallis Road  
RTP, NC 27709

Produced in the United States of America

IBM, the IBM logo and ibm.com are trademarks or registered trademarks of the International Business Machines Corporation in the United States, other countries, or both. If these and other IBM trademarked items are marked on their first occurrence in the information with a trademark symbol (® or ™), these symbols indicate U.S. registered or common law trademarks owned by IBM at the time this information was published. Such trademarks may also be registered or common law trademarks in other countries. A current list of IBM trademarks is available on the web at: "Copyright and trademark information" at [ibm.com/legal/copytrade.shtml](http://ibm.com/legal/copytrade.shtml)

NVIDIA, the NVIDIA logo, and DGX-1 are registered trademarks or trademarks of NVIDIA, Inc. or its subsidiaries in the United States and/or other jurisdictions.

Linux is a registered trademark of Linus Torvalds in the United States, other countries, or both.

Microsoft, Windows, Windows NT, and the Windows logo are trademarks of Microsoft Corporation in the United States, other countries, or both.

Other product, company or service names may be trademarks or service marks of others.

References in the publication to IBM products or services do not imply that IBM intends to make them available in all countries in the IBM operates.